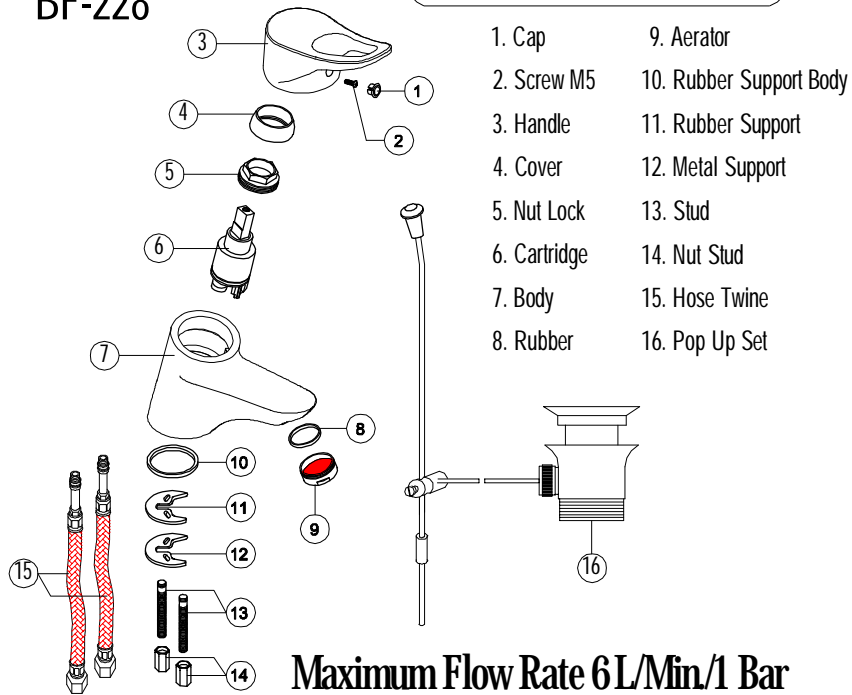


Hang

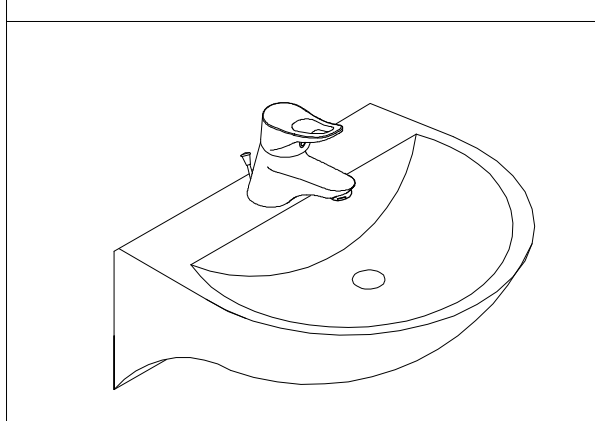
INSTALLATION MANUAL OF SINGLE LEVER BASIN FAUCET MIXER

BF-228

Elements list of single lever faucet mixer



SINGLE LEVER BASIN FAUCET MIXER INSTALLATION



Hang

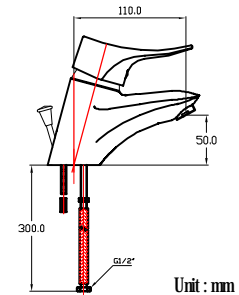
ISO 9001
CERTIFIED

* The company can change or cancel information in leaflet without notice in the case of the products none of stock including the mistake of typing

Hang

INSTALLATION MANUAL OF SINGLE LEVER BASIN FAUCET MIXER

DIMENSION BF-228



Prior to Installation

1. Make sure that equipment and tools are proper working condition.
2. Before installation, clean out dirt or other impurities which may have collected in water pipe by allowing water to flow freely for a moment.

Installation introduce

1. Set faucet perpendicular. Lighten nut and connect two inlet hose to main pipe faucet inlets. A stop valve should be fitted to each inlet of faucet for maintenance.
2. After installation, should be test the assembly by opening and closing the faucet allowing to flow 2 or 3 times and check the leaking of joint

Care and Maintenance

1. Don't use toilet cleaners with HCl content
2. Don't use hard brush, steel wood or detergent for cleaning because of will have scratch marks. Should be use soft cloth or sponge for cleaning to prevent scratch marks.
3. Should be use the special metal/chromium cleaning cream
4. When tools are required to grip faucet, should be use thick cloth to prevent scratch marks.

Problems that may occur with the faucet

Problems	Cause	Solution
Can't close valve	The ceramic cartridge damaged	Remove the faucet's head (1-5) And changing the ceramic cartridge(6)
Turbulent flow	Clogged aerator	Remove the aerator (9) for clean and reassembly.
Lose faucet-head	Lose head-holding screw	lighten screw (2)

High Quality faucets installation should be install by technician. For more information, please contact technical service section (department). Tel. : 0-2338-1229-31 Ext 146,147



N.L.SANITARY FITTINGS CO.,LTD.

103 Moo.2, Teprarak Rd., Tambol Bangsothong, Amphur Bangsothong, Samutprakam 10540
TEL. : 0-2338-1229-31, 0-2338-1571, 0-2338-1693 FAX. : 0-2338-1228

Hang

ISO 9001
CERTIFIED

* The company can change or cancel information in leaflet without notice in the case of the products none of stock including the mistake of typing